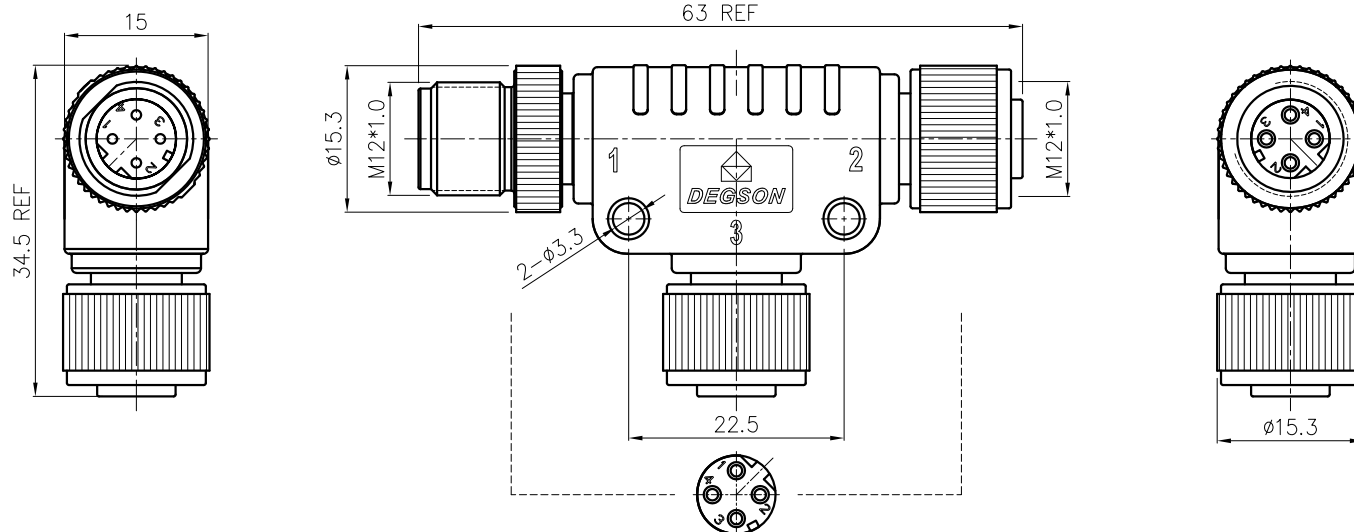
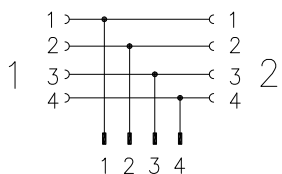


REVISION RECORD

REV	ECN	DESCRIPTION	DRFT	DATE



Circuit diagram:



NOTES:

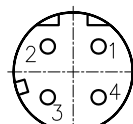
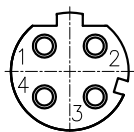
- 1.RoHS Compliance,
- 2.The Code direction is shown as diagram,
- 3.Housing material:PU(Color:black),
- 4.Contact body material:PU(Color:black),
- 5.Contact material:Copper alloy,(plating:gold)
- 6.O Ring material:Silicone,(Color:green)
- 7.Screw material:Zinc alloy (plating:Ni),

Technique parameter

Rated voltage	250V
Rated current	4A
Insulation resistance	≥100MΩ
Withstanding voltage	1500 AC
Operating temperature	-25°C~+85°C
Levels of protection	IP67
Cable OD	/

Female(Front view)

Male(Front view)



D-code

D-code

1	brown
2	white
3	blue
4	black
NO.	Color

Dimensional tolerance (mm)

≤30	30 ~ 60	60 ~ 100	100 ~ 150	>150
±0.20	±0.30	±0.50	±0.70	±1.00

PART NO.: FTM12D04FM12D04MK40200

DEGSON® 宁波高松电子有限公司
NINGBO DEGSON ELECTRICAL CO., LTD

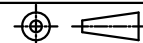
APPD:

NAME: FT-M12D-04F-M12D-04M-K4-0200

CHKD:

DRFT: WYM 2019/05/23

TITLE: ASSEMBLY DRAWING REV TO-1



THIRD ANGLE PROJECTION

DRAWING NO.: 20000529 SHEET 1/1

DO NOT SCALE DRAWING SCALE 1:1