未注公差/General tolerances(mm)														
0 ~ 3	>3 ~ 6	>6 ~ 10	>10 ~ 18	>18 ~ 30	>30 ~ 50	>50 ~ 80	>80 ~ 120	>120 ~ 180	>180 ~ 250	>250 ~ 315	>315 ~ 400	>400 ~ 500	>500	0.1/10
±0.12	±0.18	±0.22	±0.26	±0.31	±0.37	±0.57	±0.80	±0.93	±1.05	±1.15	±1.60	±2.20	±2.50	±2°

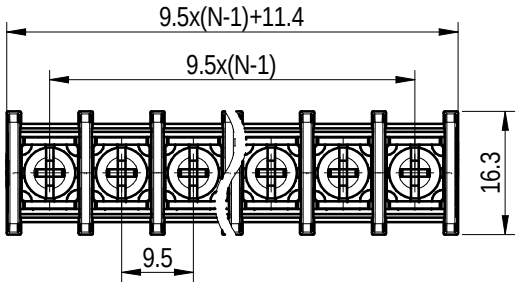

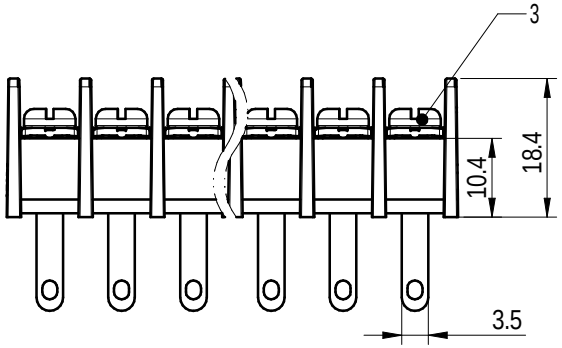

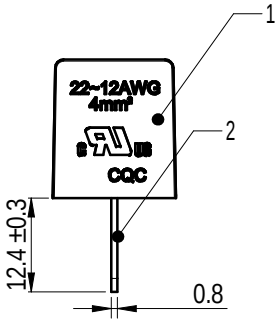

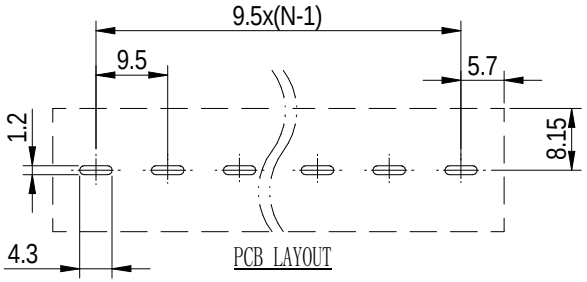

PCB LAYOUT

Note:The A&Z(H) in the name means :A(H) and Z(H)

ITEM	NAME OF PART	MATERIAL	NOTES
3	Screw	Steel	M4/Ni plated
2	Pin header	Brass	M4/Sn plated
1	Housing	PA66	UL94V-0

UL 标准/UL Standard:	B	C	D
额定电压/电流/Rated Voltage(V)/Current(A)	300/25	/	300/10
螺丝扭矩/Torque Tightening(N· m/Lb.in)	M4, 1.2/10.53		
线径范围(硬线和软线)/Wire Range(rigid and flexible)(AWG/mm²)	22～12 / 0.32～3.3		
间距/Pitch(mm)/线数范围/Poles	9.5/N=02～26P		
使用温度范围/Operating temperature(°C)	-40～+105		
符合RoHS环保要求/Conform to RoHS	Yes		

DEGSON	MATERIAL: /	SURFACE/COLOR: /	
	MAT NO./REV: / /	MAT STATUS: /	
APPD: 核准人	核准日期	NAME DG45H-B-XXP-1Y-00A&Z(H)	
CHKD: 审核人	审核日期		
DRFT: 设计人	设计日期		
A4	mm (inch)	DRAWING NO. 200321637	TYPE CUSTOMER DRAWING
DRAWING STATUS /	SCALE 1:1	SHEET 1/1	

REV	ECN	DESCRIPTION	DRFT	DATE
00	/	/	/	/

Transfer or duplication of this document as well as the utilization or communication of its contents are prohibited unless explicit authorization is granted. Violations will be liable for compensation. All rights reserved for patent, utility model or designs registrations. 除非经予明确授权，否则禁止转让、复制、利用、交流本文件的内容，侵犯专利权或外观设计专利的所有权利。本公司保留对涉及发明、实用新型和外观专利的所有权利。