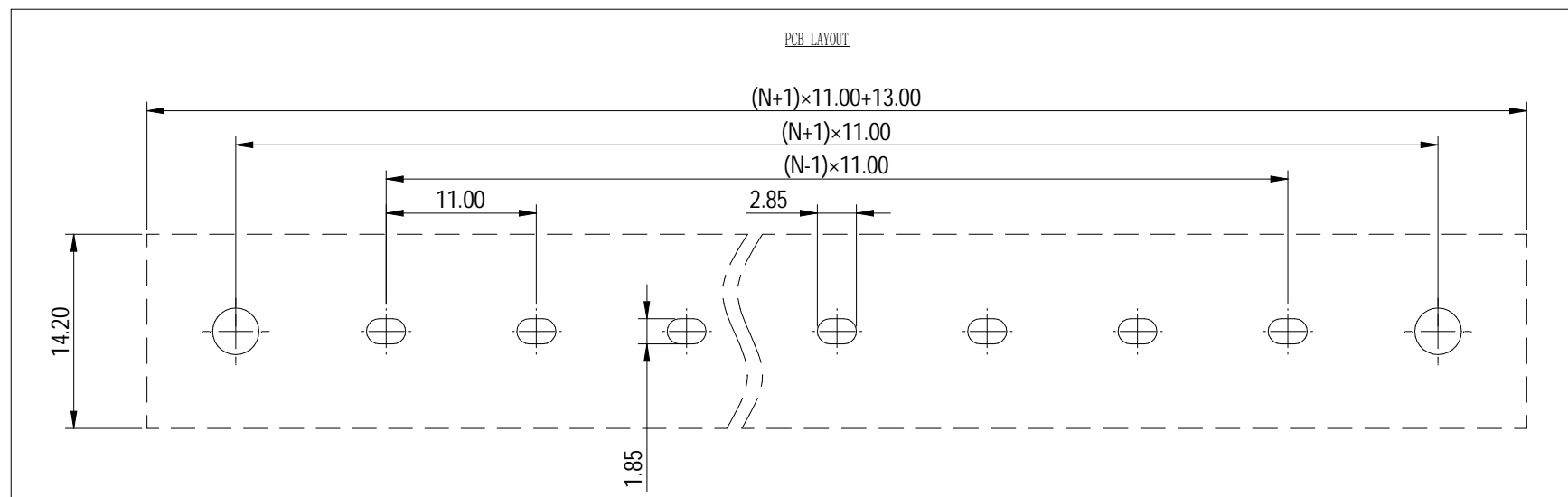
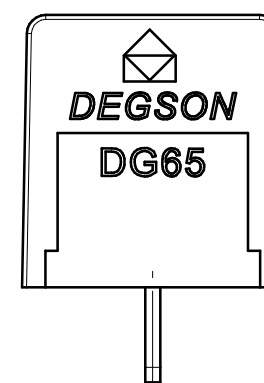
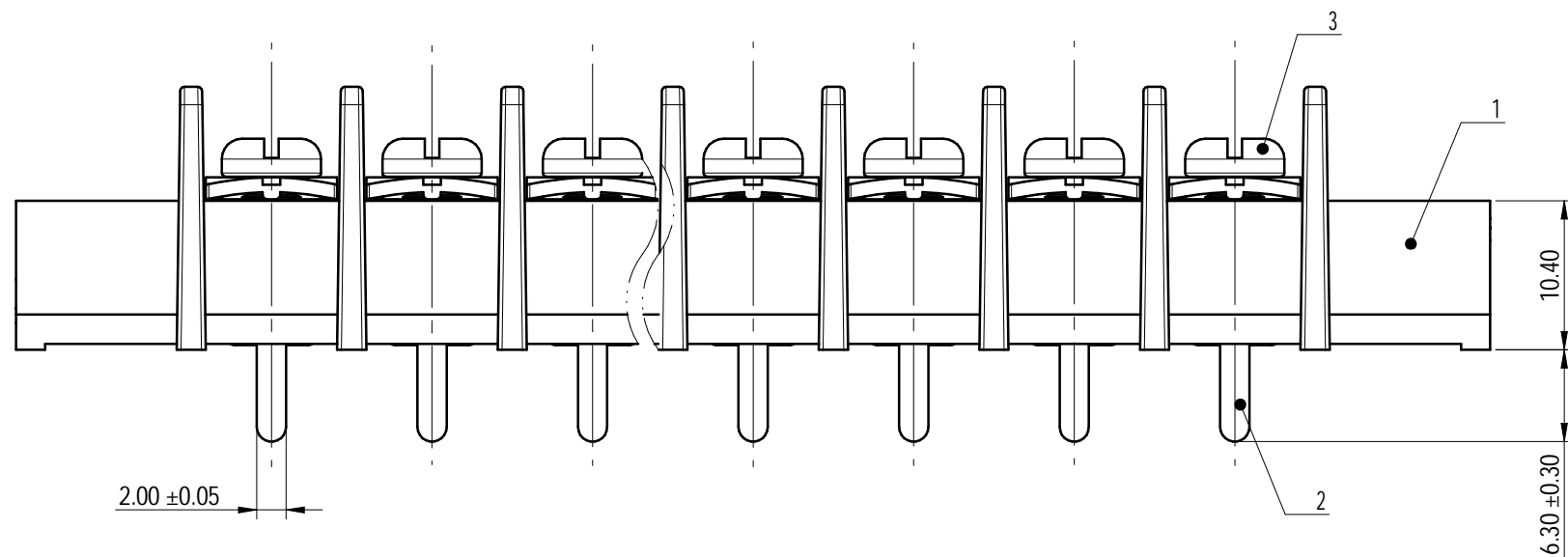
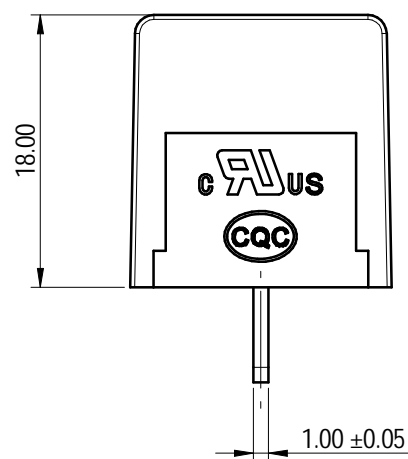
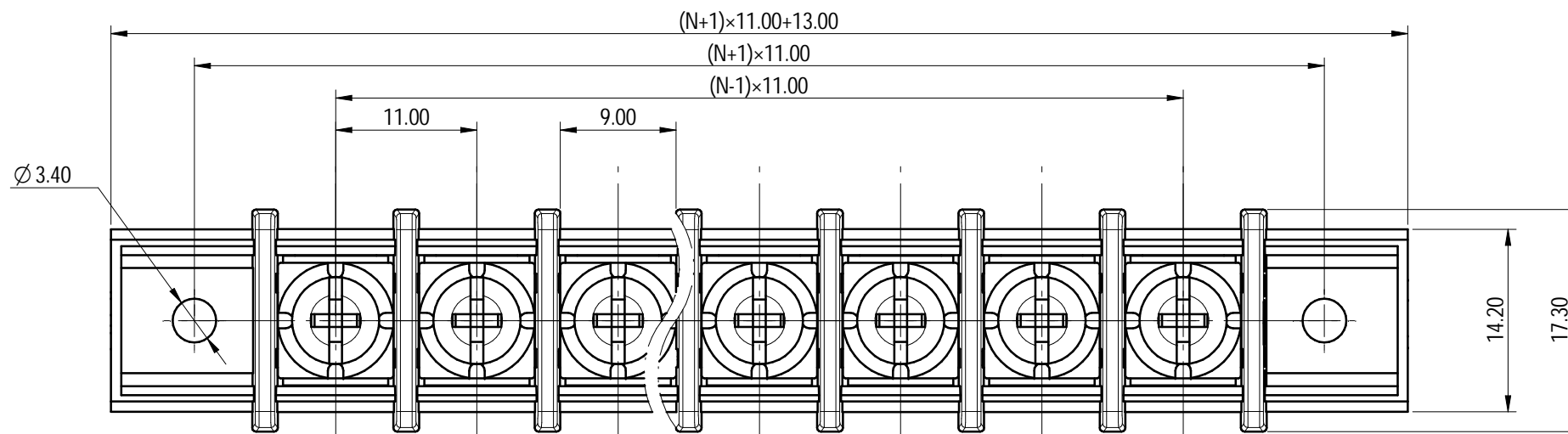


未注公差/General tolerances (mm)											0.1/10 ±2°		
0	>3	>6	>10	>18	>30	>50	>80	>120	>180	>250		>315	>400
±0.12	±0.18	±0.22	±0.26	±0.31	±0.37	±0.57	±0.80	±0.93	±1.05	±1.15	±1.60	±2.20	±2.50



Note: The A&Z (H) in the name means :A(H) and Z(H).

ITEM	NAME OF PART	MATERIAL	NOTES
3	Screw	Steel	Sn Plated
2	Pin header	Copper alloy	Sn Plated
1	Housing	PA66	UL94V-0

UL 标准/UL Standard:	
额定电压/电压/Rated Voltage(V)/Current(A)	300/30
螺丝扭矩/Torque Tightening(N·m/Lb.in)	M4, 1.15/10.53
线径范围(硬线和软线)/Wire Range(rigid and flexible)(AWG/mm ²)	22-10 / 0.34-6
间距/Pitch(mm)/线数范围/Poles	11.00/N =02~20P
使用温度范围/Operating temperature(°C)	-40~+105
符合RoHS环保要求/Conform to RoHS	Yes

MATERIAL: /		SURFACE/COLOR: /	
MAT NO./REV: /		MAT STATUS: /	
APPD: 核准人	核准日期	NAME	
CHKD: 审核人	审核日期	DG65C-A-XXP-1Y-00A&Z(H)	
DRAFT: 设计人	设计日期	DRAWING NO.	TYPE
		200056176	CUSTOMER DRAWING
		DRAWING STATUS	SCALE
		/	2:1
		SHEET	1/1

REV	ECN	DESCRIPTION	DRFT	DATE
00	/	/	/	/

Transfer or duplication of this document as well as the utilization or communication of its contents are prohibited unless explicit authorization is granted. Violations will be liable for compensation. All rights reserved for patent, utility model or design registrations. 除经本公司书面许可外, 复制或传播本文件内容, 或在本文件内容基础上进行任何形式的使用, 均属于侵权行为, 本公司保留追究法律责任的权利。