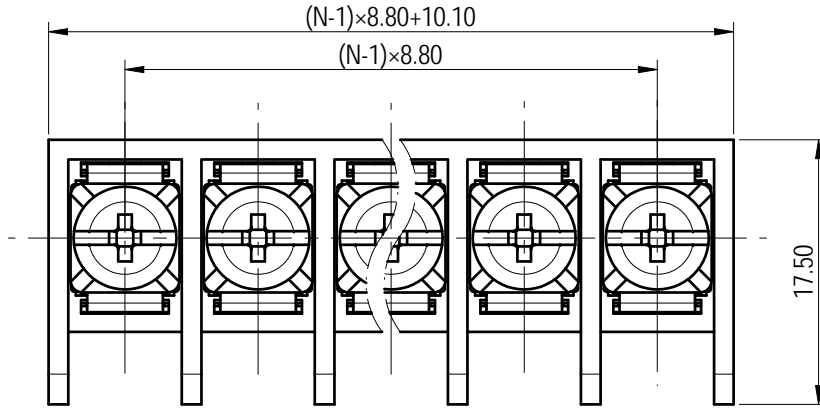
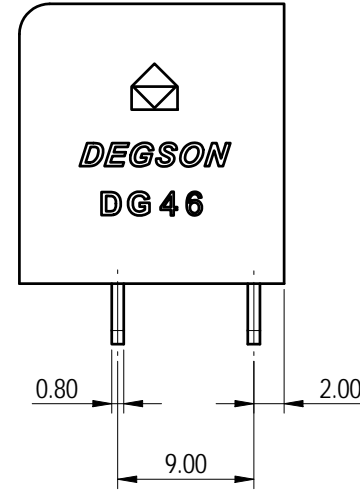
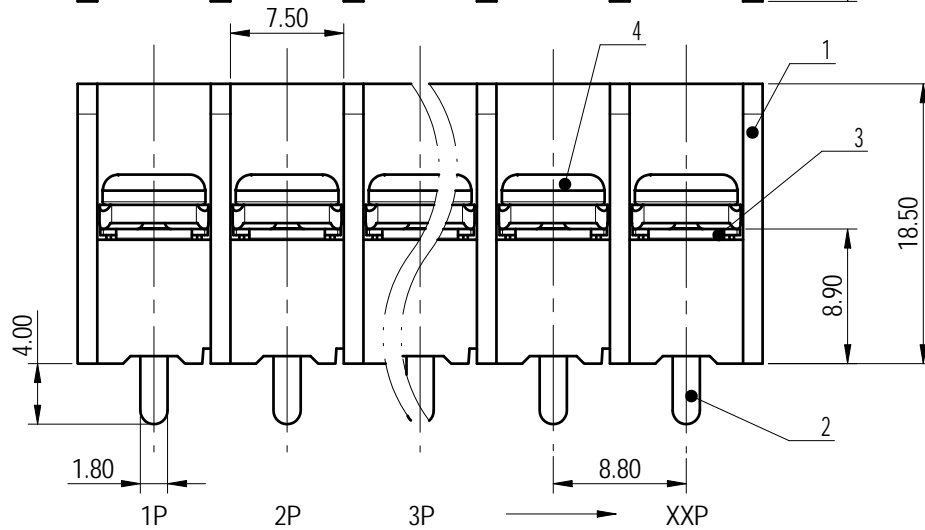
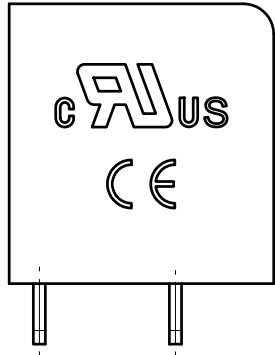


Transfer or duplication of this document as well as the utilization or communication of its content are prohibited unless authorized in writing by Degson. All rights reserved for patent. 未经授权复制或传播本文件内容，或在本文件基础上进行再复制或传播，均属于侵权行为。本公司保留对本文件的所有权利。

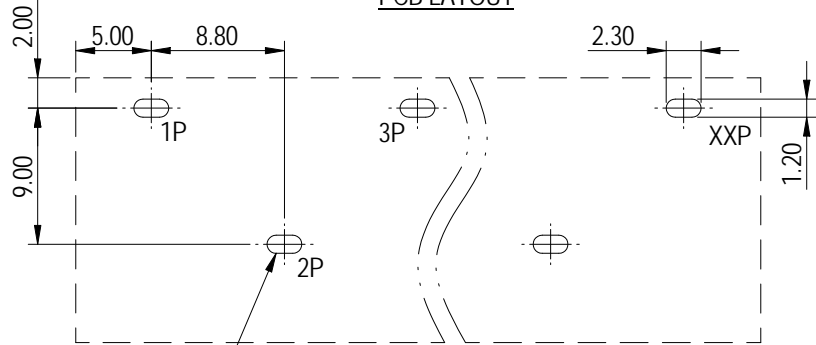
未注公差/General tolerances (mm)												0.1/10 ±2'		
0 ~ 3	>3 ~ 6	>6 ~ 10	>10 ~ 18	>18 ~ 30	>30 ~ 50	>50 ~ 80	>80 ~ 120	>120 ~ 180	>180 ~ 250	>250 ~ 315	>315 ~ 400		>400 ~ 500	>500
±0.12	±0.18	±0.22	±0.26	±0.31	±0.37	±0.57	±0.80	±0.93	±1.05	±1.15	±1.60	±2.20	±2.50	



ITEM	NAME OF PART	MATERIAL	NOTES
4	Screw	Steel	Ni Plated
3	Pin Fastener	Steel	Ni Plated
2	Pin Header	Copper Alloy	Sn Plated
1	Housing	PA66	UL94V-0



PCB LAYOUT



NOTE: DB second pin header from left near the wiring mouth

REV	ECN	DESCRIPTION	DRFT	DATE
00				



APPD: 蓝贵凡 2023.10.25
CHKD: 曹利彬 2023.10.25
DRFT: 姜民洁 2023.10.25

MATERIAL:		SURFACE/COLOR:	
MAT NO./REV:	- / 00	MAT STATUS:	批量
NAME: DG46-DB-XXP-1Y-00A&Z(H)			
DRAWING NO.	TYPE	DRAWING STATUS	SCALE
200073252	CUSTOMER DRAWING	已发布	2:1
SHEET		1/1	

Note: The A&Z(H) in the name means: A(H) and Z(H).

UL 标准/UL Standard:	B	C	D
额定电压/电流/Rated Voltage(V)/Current(A)	600/20	/	/
螺丝扭矩/Torque Tightening(N·m/Lb.in)	M3.5, 0.9/8.78		
线径范围(硬线和软线)/Wire Range(rigid and flexible)(AWG)	24~12		
间距/Pitch(mm)/线数范围/Poles	8.80/N=02~24P		
使用温度范围/Operating temperature(°C)	-40~+105		
符合RoHS环保要求/Conform to RoHS	Yes		